


PCB's Derived from this schematic


- 17.30 X 14.00
- 14.00 X 21.00
- 24.20 X 24.50

Title			Flex Cable Assembly		
Size	Number		Revision		A
A					
Date:	2/10/2009		Sheet of	1 of 1	
File:	\\.\Schematic.SchDoc		Drawn By:	Brian Drewyor	


14.00 X 21.00 Cable Assembly



17.30 X 14.00 Cable Assembly



24.20 X 24.50 Cable Assembly



<Parameter Title not found>

Bill of Materials

Source Data From: Flex PCB Harness.PrjPcb
Project: Flex PCB Harness.PrjPcb
Version Variant: None

Designator	PART NUMBER	MANUFACTURER	Description	Quantity	SPARES	VENDOR	PRICE	TOTAL
J1	SSW-122-02-S-D	SAMTEC INC.	CONN RCPT .100" 44POS DUAL GOLD	1	NO	DIGIKEY	6.16	\$6.16
J2	SSW-122-02-S-D-RA	SAMTEC INC.	CONN RCPT .100" 44PS DL R/A GOLD	1	NO	DIGIKEY	6.58	\$6.58
							<i>Total</i>	\$12.74

Notes

Engineer: _____
Designer: Drewyor
Approved: _____



National Superconducting Cyclotron Laboratory
Michigan State University - East Lansing Michigan 48824

Creation Date: 2/10/2009 8:20:14 AM
Print Date: 10-Feb-09 10:20:04 AM

Drawing Number: 000-0000-00-00_00