

EQDP-028-06.00-STL-TTL-3-S

HQDP-020-06.00-SEU-TTL-2-F

0,50mm & 0,80mm TWINAX HQDP, EQDP SERIES

SPECIFICATIONS

For complete specifications see www.samtec.com?EQDP or www.samtec.com?HQDP

- Cable:** 30 AWG Eye Speed™ MS twinax micro ribbon
- Signal Routing:** 100Ω Differential
- Cable Bending Radius:** (11,11mm) 7/16" min
- Plating:** Au over 50µ" (1,27µm) Ni
- Current Rating:** 1 A max
- Propagation Delay:** 4.67 nsec/meter
- Operating Temp Range:** -20°C to +90°C
- Skew (pair-to-pair):** <10 ps/ft
- Skew (within a pair):** <5 ps/ft
- EMI Performance:** FCC Class A
- RoHS Compliant:** Yes

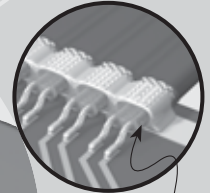


Differential Pair routing

Surface Mount or Edge Mount

Socket or Terminal

Optional Captive Screw or Screw Mount Option



30 AWG Eye Speed™ MS twinax ribbon cable

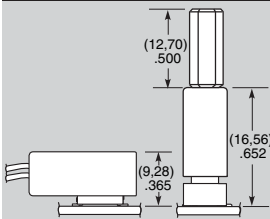


EQDP Mates with: QTE-DP, QSE-DP

HQDP Mates with: QTH-DP, QSH-DP

Cable Length	Rated @ -3dB Insertion Loss	
	EQDP	HQDP
6" (152,4mm)	4.48 GHz / 8.96 Gbps	5.94 GHz / 11.88 Gbps
12" (304,8mm)	4.11 GHz / 8.22 Gbps	5.81 GHz / 11.62 Gbps
19.68" (0,5m)	3.58 GHz / 7.16 Gbps	3.00 GHz / 6.00 Gbps
39.37" (1m)	1.32 GHz / 2.64 Gbps	1.76 GHz / 3.52 Gbps

APPLICATIONS



Processing conditions will affect mated height.

TYPE

HQDP
= (0,50mm)
.0197" pitch

EQDP
= (0,80mm)
.0315" pitch

NO. OF PAIRS

-020, -040, -060, -080
(20 pairs per bank)
HQDP Series

-014, -028, -042, -056
(14 pairs per bank)
EQDP Series

WIRE LENGTH

- "XX.XX"
= Wire Length in Inches
(95,3mm) 03.75" minimum

END NO. 1

Specify END ASSEMBLIES from chart

END NO. 2

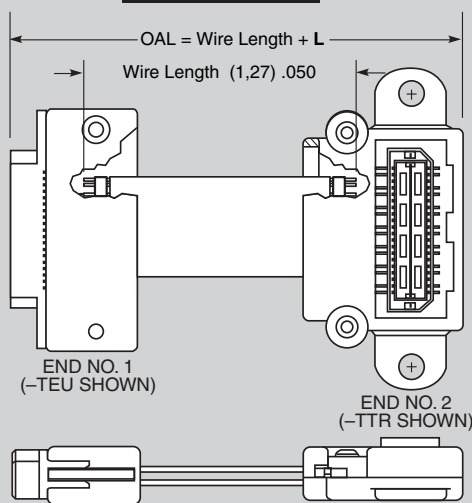
WIRING OPTION

- 1** = Pin 1 to Pin 1
- 2** = Pin 1 to Pin 2
- 3** = Pin 1 to Second Last Pin
- 4** = Pin 1 to Last Pin

SCREW OPTION

- Leave blank for no Screw Option
- F** = End No. 1
- S** = End No. 2
- B** = Both Ends

END TO END	L
Surface Mount to Surface Mount	(24,13) .950
Surface Mount to Edge Mount (Terminal)	(21,21) .835
Surface Mount to Edge Mount (Socket)	(20,47) .806
Edge Mount (Terminal) to Edge Mount (Terminal)	(18,29) .720
Edge Mount (Terminal) to Edge Mount (Socket)	(17,55) .691
Edge Mount (Socket) to Edge Mount (Socket)	(16,81) .662



END	SURFACE MOUNT
TTR	Terminal, Top, Notch Right
TTL	Terminal, Top, Notch Left
TBR	Terminal, Bottom, Notch Right
TBL	Terminal, Bottom, Notch Left
STR	Socket, Top, Notch Right
STL	Socket, Top, Notch Left
SBR	Socket, Bottom, Notch Right
SBL	Socket, Bottom, Notch Left

END	EDGE MOUNT
TEU	Terminal, Edge, Notch Up
TED	Terminal, Edge, Notch Down
SEU	Socket, Edge, Notch Up
SED	Socket, Edge, Notch Down

WIRING REQUIREMENTS	
WIRING OPTION	END OPTIONS
1 or 2	TTR, TBL, STL, SBR, TEU, SED to TTR, TBL, STL, SBR, TED, SEU or TTL, TBR, STR, SBL, TED, SEU to TTL, TBR, STR, SBL, TEU, SED
3 or 4	TTR, TBL, STL, SBR, TEU, SED to TTL, TBR, STR, SBL, TEU, SED or TTL, TBR, STR, SBL, TED, SEU to TTR, TBL, STL, SBR, TED, SEU

Note: Cable lengths longer than 40.00" (1 meter) are not supported with S.I. test data.

Note: Verify part number with Samtec's Interactive Cable Builder at www.samtec.com/cable_builder/pitch.asp

Note: This Series is non-standard, non-returnable.

Due to technical progress, all designs, specifications and components are subject to change without notice.

WWW.SAMTEC.COM